









Think of different words for how things feel – scratchy, cold, smooth, hard, rough, fluffy – write one in each box.




Use your pencil to make different marks to show how that word feels. Try dots, lines or scribbles. Use the point and side of your pencil to get different kinds of effects.



Find a few small objects that feel different. Put them in the bag.



Close your eyes, put your hand in the bag and feel one object at a time. Can you tell what it is? What helps you to guess?



Try to draw how the object **feels** using the different marks you tried out to the left. Careful not to draw how you think it looks!

# Weaving

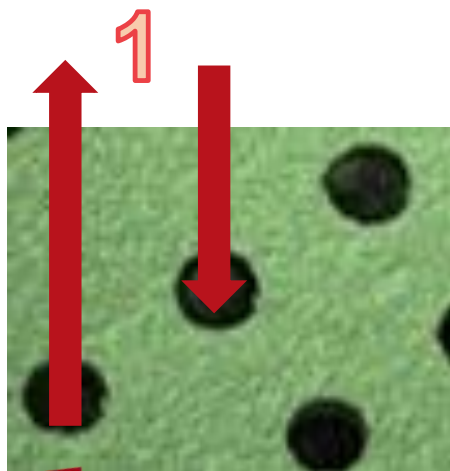
1. Weaving is simple to do. Just repeat, "Up then Down..."

2. Use ribbons and wool to weave up and down through the felt holes.

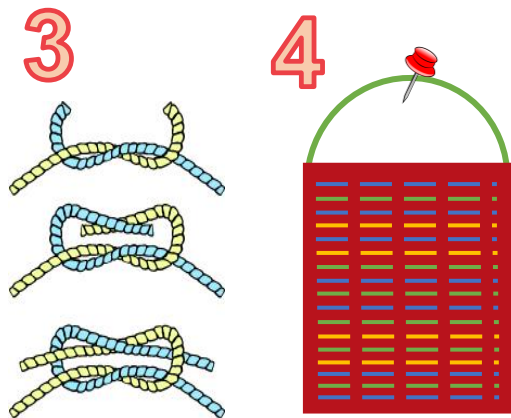


You can also weave with just ribbon or just wool – no felt.

Can you work out how to do it?



3. Leave the ends loose or tie them behind the felt.





4. Tie a length of wool or ribbon to the top corners of one side. Then hang it up!

# Creating with Textiles



Kirklees is famous for its textile industry which began in the 1400's. Right here, where you live, yarn and cloth is designed, produced and distributed around the world.



These two pictures are from the Kirklees Image Archive and show textiles machinery in Kirklees from over 100 years ago!

To see more historical images visit [www.kirkleesimages.org.uk](http://www.kirkleesimages.org.uk)